



GUIDE TO USING THE VILLASPORT RESERVATIONS APP



VILLAKIDS ROTATIONS



GROUP EX



AQUATICS

With our app, you can:

- Register and check in for group exercise classes, swim sessions, and VillaKids rotations
- Check in to the club *(using your membership barcode on the app)*

More features to come




**Download the VillaSport
Reservations App Today!**




Using your myvillasport credentials, follow these steps to register and/or cancel a reservation. You can also go to villasport.motionvibe.com. If your plans change and you no longer want your reservation, please cancel it immediately to allow space for others.


CLASS REGISTRATION



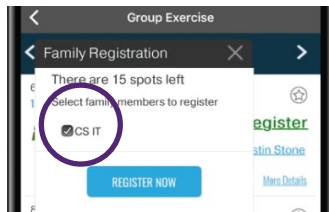
Step 1: Open the VillaSport app



Step 3: Select your spot and click Register




Step 2: Select Group Exercise

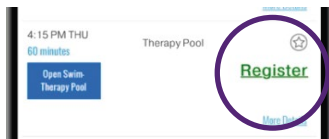


Step 4: Select family member(s) and click Register Now


ROTATIONS / SWIM REGISTRATION



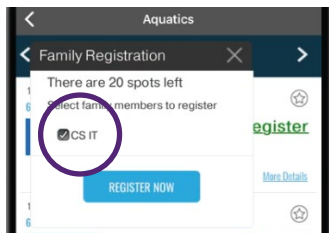
Step 1: Open the VillaSport app



Step 3: Select desired activity and click Register




Step 2: Select VillaKids / Aquatics



Step 4: Select family member(s) and click Register Now

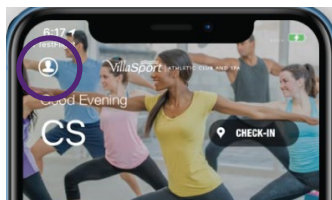
CANCELLATIONS



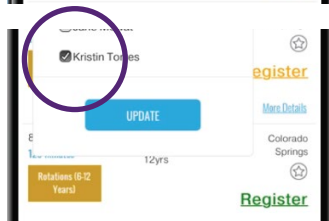
Step 1: Open the VillaSport app



Step 3: Locate the reservation you want to cancel and click Unregister



Step 2: Click on Profile Photo (top left corner)



Step 4: Unselect the family member(s) you want to unregister and click Update